



Holywell News



Issue No: 176
October 2024

Mr Simpson's Headlines

As we come to the end of a long, long half-term, it is good to reflect on where we started and how far we have come! At the start of the year, I challenged everyone in our Holywell community to 'take a step' to do something positive, taking responsibility for setting something into action. We have had many examples of this throughout the term with everything from the day-to-day amazing work of our students to the day-to-day creativity and enthusiasm of our staff; from sporting achievements to musical mastery; from visits to spend time with elderly people in the local community to discovering history in Cranfield; from trips to Mountfitchett Castle and Wrest Park to trips yet to come; and from Year 8 students being appointed to roles of responsibility to Year 5 students settling into our Holywell community. Do contact us and let us know of how you and your family have 'taken a step' – what have you tried that is different and new? In Year 6 English, we have been looking at how to do instructional writing. This has included coming up with instructions about 'how to be awesome'. Inspired by the Kid President [videos](#) and book 'How to be AWESOME'. There are 110 articles and suggestions on 'How to be awesome' ... one being:

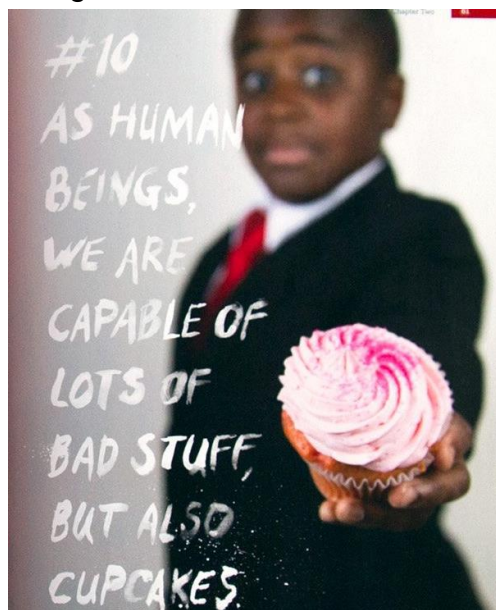
Do not go where the path may lead; go instead where there is no path and leave a trail.

HAPPY HALF-TERM EVERYONE!

**PLEASE REMEMBER
BOTH STAFF AND STUDENTS
RETURN TO SCHOOL ON
MONDAY 4TH NOVEMBER**



Lord, please calm
my heart and
my soul today,
so many things
are out of my control
and I need your
LOVE
to soothe me and calm me
YOUR love lets me know
it will be OK. ♥



... so why not try this recipe for cupcakes over half-term (my English group got to sample these and some made their own too!)

Chocolate Cakes

INGREDIENTS

200g	Self-raising Flour
225g	Caster Sugar
½ teaspoon	Salt
25g	Cocoa Powder (sieved)
100g	Butter
3 large	Eggs
5 tablespoons	Milk
5 tablespoons	Water
Few drops	Vanilla Essence



Holywell School

A Church of England School providing a value-based education
'enjoy ... Achieve ... Excel ... Care

Chocolate Cakes

METHOD

- 1 Heat oven to 180°. Prepare Cupcake Tin by putting a Cupcake Case in each holder.
- 2 Mix flour, sugar, salt and cocoa.
- 3 Rub in butter.
- 4 Beat eggs with milk, water and vanilla.
- 5 Stir egg mixture into dry ingredients and mix together either with electric mixer or beat together with wooden spoon.
- 6 Place mixture in the Cupcake Cases.
- 7 Place Cupcake Tin in the oven for 20 minutes.
- 8 Take the cakes out of the oven and let them cool.
- 9 When cool, use a knife to scoop out a small section, add in the butter cream filling and replace the removed section on top.



Holywell School
A Church of England School providing a values-based education
Enjoy ... Achieve ... Excel ... Care

Butter Cream

INGREDIENTS

50g Butter
150g Icing Sugar (sieved)
Flavouring as required
eg. 1 teaspoon of Vanilla essence; melted chocolate; orange zest

METHOD

- 1 Add the icing sugar to the butter and gently mix together with a spoon.
 - 2 Add the flavouring and mix together with an electric mixer
- NB. the icing sugar will need to be well-combined first otherwise the icing sugar will just blow away!
NB a small amount of liquid will make the 'cream' into more of a liquid – so add small amounts

It was fantastic to see parents and carers in school for our Tutor Evening last week – we had great attendance (82%) and we have been able to follow up with many other families who weren't able to make it on the night. There was a real 'buzz' and lots of lovely feedback. Thank you to everyone who completed our survey – we have had 223 responses so far ... we'd like more (so if you have a moment over half term, the questionnaire will remain open). From the responses received so far, 96% of families said students were happy in school and 92% would recommend the school. Some parental comments included: **"We love Holywell & everything about it! Thank you to the amazing staff & all your hard work."** **"My child enjoys coming to school and feels proud to be a pupil at Holywell."** **"Thank you for all the great work from the teachers, really appreciate it."** There were also some concerns which were raised and we will look to address these issues (along with some family-specific worries).

Today, we have been reflecting on Harvest and supporting both the Bishop's Harvest Appeal and the Bedford Foodbank. Students have really entered into the spirit of the Harvest Appeal which is supporting families in Sri Lanka suffering with leprosy. To highlight the illness and the impact it has on hands and feet, we challenged students to wear odd shoes and to bring in a £1 for a charity non-uniform day. Your generosity was also seen in the 'yes, we can' challenge where we asked



families to donate some canned food for the Bedford Foodbank ... just look at the amazing contributions which were dropped off today. The donation of 184.49 kg will help provide 439 meals

and will boost the Foodbank's reserves for over half term.

We have an amazing, caring school – thank you for your support.

 Bedford
Foodbank
Together with Trussell



Thank you!

HOLYWELL SCHOOL

For your incredible fundraising efforts in support of Bedford Foodbank with your Harvest Collection.

Your dedication and support have made a huge difference to the lives of the people living in poverty.

The donation of **184.49** kg has helped provide **439** meals

Maria B. Guest
Volunteer Admin Support

Registered charity number 1179538. Registered in England and Wales.

The other thing that brings us all great joy are the amazing achievements of our students. It is always a delight when they call in to share their latest successes. Highlights recently include 7EK's Harvest Assembly, the KS3 Choir's rendition of 'Rosa Parks Sat on a Bus', the Netball Team calling in to share their latest win against Henlow ... and these fantastic examples of work from DT and History:



After half-term, we'll be sending out our revised consultation about changing the age-range of Holywell as we continue our transition to becoming a secondary school. This is still proposed to start in September 2026 where the Lower Schools will start to transition into Primary schools by keeping their Year 5 classes. We will start transitioning into a Secondary school with our Year 8s (our current Year 7 students) being able to stay with us in Year 9. Please look out for the information and be sure to 'Have Your Say'! We are all very excited about the

opportunity to develop a Secondary curriculum and to teach students through to GCSE. In anticipation of a positive response (as per the previous consultation), subject teams have been researching the different exam boards and have all chosen their preferred GCSE boards and specifications. The next step is to start to develop the new curriculum to build on what we have already taught and to support students to be successful at GCSE. Once we know the final outcome of the consultation, we will start to do some regular update son our planning and progress to keep you all informed ... and to hopefully have you join us on this journey.

Our Value of the Month for November will be Peace. We will be observing Remembrance Day and we will be taking part in the annual Remembrance Day services and parades in Cranfield, Wotton and Marston. On Monday, 11th November, students who attend cadets and would like to wear their uniform to school are most welcome to do so.

Peace doesn't mean to be in a place where there is no noise, trouble or hard work. It means to be in the midst of those things and still be calm in your heart. I hope that we all manage to have a peaceful half-term break and manage to rest, reflect and recharge

Mike Simpson
Headteacher



History News



It has been a great start to the year in **History** with **Year 5** going on a walk around Cranfield to see how photos from the past compare to how things look in the present day.

We have discovered why there are fewer chimneys, spotted dates on buildings and enjoyed looking at Burntwood Cottage – the oldest house in the village with timbers rescued from the great Fire of London!

In **Year 6** students have started working on producing creative and informative empathy work on the Anglo Saxons for display.

Our **Year 7** students have been enjoying finding out about the events of 1066 and how William I used dastardly tactics to instil fear into his subjects and rule them effectively.

Year 7 also had a fantastic time at Mountfitchet Castle last week. We had great fun looking inside peasant huts and discovering all about ancient crafts. Students were particularly interested in discovering the vicious punishments inflicted on those breaking the law in medieval times, from the stocks, prisons and the cage to a traditional ducking stool over the river!

This reconstructed motte and bailey castle helped them to visualise how these fortifications were built and understand how effective they were at deterring the enemy in a way that really brought their learning to life. Everyone had a lovely day and the students were a credit to the school - well done Year 7!



Year 8 have been finding out about the British Empire, in particular how and why we gained control over India. They are now learning in depth about how different their lives would have been had they been working in a textile mill one hundred years ago!

RE Department News

The **RE department** has had a busy start to the year with **Year 5** enjoying discovering the hidden messages behind famous Old Testament stories such as Abraham and Isaac and Moses. In **Year 6** we have been learning about Jesus' teaching about love and peace and finding out how modern-day Christians have tried to put this teaching into practice in the modern world.

Our **Year 7** students have been immersing themselves in the Islamic faith and researching the 5 pillars of faith while **Year 8** have started grappling with traditional arguments for and against the existence of God. We hope this will help them to reflect on their own beliefs and emerge with a personal opinion backed up with solid evidence!

MFL News

European Day of Languages

On 26th September, we celebrated the European Day of Languages with a variety of activities promoting the diversity and value of languages.



Students wore amazing outfits representing different countries and were greeted in various languages by teachers.

Mr. Simpson led an assembly on the importance of learning another language, while the MFL department took part in a webinar provided by the British Council representatives who discussed the benefits of language learning. Students also participated in quizzes and explored booklets featuring facts about other countries.

A massive thank you to everyone for taking part and making the day so successful.

Thank you Danke Merci Gracias to everyone for joining in and let's encourage all our students to have a go and enjoy this amazing life skill.

The MFL Team



National Poetry Day

On October 3rd, the MFL department participated in National Poetry Day celebrations by watching and discussing "Learning a Language" Poem by Olivia McMahon. This allowed students to engage deeply with the poem's themes, exploring its language and meaning.

<https://www.youtube.com/watch?v=VvrKfV2OA4o>

Learning a language
Is like doing a jigsaw puzzle
Of a million pieces
With a picture that keeps changing.
It's like getting lost in a foreign city without a map.
It's like playing tennis without a ball,
like being an ant in a field of grasshoppers.
It's like being an acrobat with a broken leg,
An actor without a script,
A carpenter without a saw,
A storyteller without a middle or an end.
But then gradually
It's like being out in the early morning
with the mists lifting.
It's like a chink of light under a door,
like finding the glove you were looking for,
Catching the train you thought you were going to miss,
Getting an unlooked-for present,
Exchanging a smile.
And then one day it's like riding a bicycle
Very fast downhill.



Bunting Competition

All students were invited to participate in our "Create a Bunting" competition, where they were tasked with designing a piece of bunting representing any country outside the UK. This creative challenge encouraged students to explore different cultures and showcase their artistic skills, celebrating the diversity of nations through their designs.

We have been absolutely blown away by the creativity, colour, and love for languages that have gone into each design. From intricate patterns to bold flags and meaningful symbols, every entry has its own unique flair, capturing the beauty and diversity of Europe's languages. The winning entry came from Taig in Year 5, who crafted a unique wooden collection of bunting pieces strung together. His creative use of materials and attention to detail set his design apart, making it a standout representation of global diversity.

All students who participated in the competition were rewarded with a lunchtime party, celebrating their creativity and effort. It was a fun and festive occasion, providing an opportunity for everyone to come together and enjoy the results of their hard work.

Thank you to everyone who took part and helped us embrace the richness of languages.



Oxford German Olympiad

**OXFORD
GERMAN
NETWORK**

All Year 5 and 6 students are invited to participate in the Oxford German Olympiad competition organised by the University of Oxford. This prestigious opportunity allows students to showcase their talents, engage with exciting challenges, and gain recognition from one of the world's leading academic institutions. If you're interested in getting involved, please visit Satchel One for more details on how to participate. And the best part? You don't even need to speak German to take part! Don't miss this exciting opportunity!

DuoLingo



All French and German students will soon have access to DuoLingo. Usernames and passwords details will be recorded at the front of planners. We encourage students to use the app regularly to enhance their language skills. DuoLingo offers a fun, gamified approach to learning through its app and website, featuring lessons that include translation exercises, interactive activities, quizzes, and stories. This combination of engaging content helps students build vocabulary, grammar, and comprehension skills in a way that feels like a game, making language learning enjoyable and effective.

Black History Month

The MFL department joined the celebration of Black History Month by discussing poems during French and German lessons. Students explored works by poets from French- and German-speaking countries, analysing the themes of identity, heritage, and cultural experiences.

GERMAN-SPEAKING

Afro-deutsch Afro-german
May Ayim (1986) May Ayim (1986)

Afro-deutsch?	Afro-german?
Das heißt:	That means:
Ich bin nicht, wer du denkst, dass ich bin.	I am not who you think I am.
Ich bin ein Teil, aber nicht das Ganze.	I am a part, but not the whole.
Ich bin mehr, als du siehst.	I am more than what you see.
Ich bin, was ich bin.	I am what I am.
Geschichte hält mich fest,	History holds me tight,
und doch bin ich neu,	and yet I am new,
bin anders.	am different.



<https://www.youtube.com/watch?v=u1njjhqvWeA>

FRENCH-SPEAKING

Cher frère blanc Dear White Brother
Léopold Sédar Senghor (1965) Léopold Sédar Senghor (1965)

Quand je suis né, j'étais noir,	When I was born, I was black,
Quand j'ai grandi, j'étais noir,	When I grew up, I was black,
Quand je suis au soleil, je suis noir,	When I am in the sun, I am black,
Quand je suis malade, je suis noir,	When I am sick, I am black,
Quand je mourrai, je serai noir.	When I die, I will be black.
Tandis que toi, homme blanc,	While you, white man,
Quand tu es né, tu étais rose,	When you were born, you were pink,
Quand tu as grandi, tu étais blanc,	When you grew up, you were white,
Quand tu vas au soleil, tu es rouge,	When you go in the sun, you are red,
Quand tu as froid, tu es bleu,	When you are cold, you are blue,
Quand tu as peur, tu es vert,	When you are scared, you are green,
Quand tu es malade, tu es jaune,	When you are sick, you are yellow,
Quand tu mourras, tu seras gris.	When you die, you will be grey.
Alors, de nous deux,	So, between you and me,
Qui est l'homme de couleur ?	Who is the coloured man?



<https://www.youtube.com/watch?v=eRxTSUdhng>

PE Department News

Boys Football

3 Year groups have played their league games during this half-term, with the Year 5 team and various B teams due to complete fixtures either side of Christmas. All teams still have remaining fixtures to play but at the time of writing, all teams are currently unbeaten!! Fingers crossed that we can match the success of last year and have at least 2 teams qualified for the County Finals. All players have worked extremely hard during training sessions and continue to represent Holywell and our school's values throughout all fixtures. *Mr Eames, Mr Inskip and Mr Jones*



Girls Netball

Well done to the year 8 Netball team who have been committed to representing the school, together as a team, since starting with us in year 5. Despite losing in their first game, they have since gone on to win 3 games in a row by a combined total of over 67 points!!
Ms Stephens

Y7/8 Table Tennis Partnership Tournament

Holywell hosted the Redborne Partnership table tennis tournament on Friday 11th October. We entered 1 boys team (2nd place) and one girls team (2nd place). Well done to all involved! *Miss Kotur*

Y5/6 Table Tennis Partnership Tournament

On Friday 18th October, it was the turn of our KS2 boys (X2) and girls (X1) to play in the district tournament. The girls finished 3rd overall but the boys managed to remain unbeaten and win overall! Congratulations to Callan, Oscar, Toby and Rhys who will now go on to represent Holywell at the County Finals. *Miss Kotur*

Promote your team...

If you would like your club/team to be promoted at school to encourage others to join, then please send details to mkotur@holywellschool.co.uk. We have a lot of eager students who want to start playing more sports outside of school.

Lessons:

It is starting to become a little cold outside so please can you ensure that students bring the correct kit for their lessons - please see the PE kit section in the students planners. For lessons on the field, such as rugby, football and health and fitness, students will need football boots (shin pads for football) and long, black socks. Students should also ideally bring a spare top and bottoms to lessons, in case they get muddy.

Clubs:

If attending a PE club, students should wear their normal school uniform to school and then change into PE kit before the club – unless this is an indoor club when all they need to bring is a pair of trainers. If they have PE on the day of the club they are attending, students should wear their PE kit to school BUT bring spare kit to change into if there's a chance they could get muddy!

The department would like to thank students, parents and carers for their continued support throughout the half-term.

The PE Dept.

PE Clubs Timetable – Autumn 2nd Half Term 2024h

	13:05-13:35	13:35 – 14:00	15:45-16:45
Monday	Y5/6 Mixed Table Tennis (MK) - Gym Y7/8 Girls Basketball (ES) - Sports hall	Y7/8 Mixed Table Tennis (MK) – Gym Y5/6 Mixed Netball (SMc) – Sports Hall	All Years mixed Table Tennis (MK) - Gym
Tuesday	Y5/6 Mixed Contact Rugby (JU/ME) – Field	Y7/8 Boys Basketball (ZI) - Sports hall	
Wednesday	Y5 Boys Football (ZI) - Field Y8 Boys Badminton (ME) - Sports hall	Y8 Girls Badminton (ME) - Sports hall	<i>Fixtures – Netball</i>
Thursday	All Years Running Club (MK) – Field Y7 Girls Netball (CSI) – Sports hall	Y5/6 Mixed Capture the Flag (MK) - Field	Y5/6 Mixed Dodgeball (MK) - Sports hall
Friday	Y7 Boys Badminton (MK) - Sports hall	All Years Mixed Gymnastics (CSI) – Gym Y7 Girls Badminton (MK) – Sports hall	Y7/8 Mixed Dodgeball (MK) - Sports hall

Geography News

All of the students have made a fantastic start to Geography this year! They have been exploring many different aspects of human and physical geography, from volcanoes and earthquakes to the physical landscapes of the United Kingdom.

Year 5 have been exploring map skills. They started the year with locating the continents of the world and learning about the different lines of latitude. In recent weeks they have been discovering the most important features of maps, which include map symbols, direction and grid references. They completed maps of their local area for a homework task and we were very impressed with their work.

Year 6 have been discovering the importance of the tropical rainforest. In lessons we have discussed how the rainforest helps us here in the UK. We have just started to discuss the challenges that face the tropical rainforest and what we can all do to protect it in the future.

In **Year 7** we have been focusing on the physical and human geography of the United Kingdom. Students have researched the topography of the UK and the linked this to the population distribution pattern of the UK. The students enjoyed discussing the UK weather patterns and were able to link this to the height of the land in the UK.

Year 8 have been learning about tectonic hazards. They began the year looking at the structure of the earth and explaining how the movement of tectonic plates can cause earthquakes and volcanoes. In more recent weeks we have discussed the physical features of volcanoes and some of the warning signs of an eruption. Our case study this term has been the Mt St Helens pyroclastic eruption.

WHAT IS IT??

~~Krakatau~~ Krakatau, volcano on Rakata Island in the Sunda Strait between Java and Sumatra, Indonesia. It's explosive eruption in 1883 was one of the most catastrophic in history.

Krakatau lies along the convergence of the Indian-Australian and Eurasian tectonic plates, a zone of high volcanic and seismic activity.

The 1883 eruption of Krakatau in the Sunda Strait occurred from 20th May until 21st October 1883, peaking in the late morning of 27th August when over 70% of the island of Krakatau and its surrounding archipelago were destroyed as it collapsed into caldera.

The Krakatau is still a site of an active volcano - now it is called Anak Krakatau (child of Krakatau).

FACTS!

HOW MANY PEOPLE DIED?

36,417 people died in total.

WHEN WAS THE LAST TIME KRAKATAU ERUPTED?

Krakatau on the 3rd February 2022

DID ANYONE SURVIVE KRAKATAU?

Only two people survived the devastation.

COULD IT HAPPEN AGAIN?

Experts predict that it will explode violently again in the future.

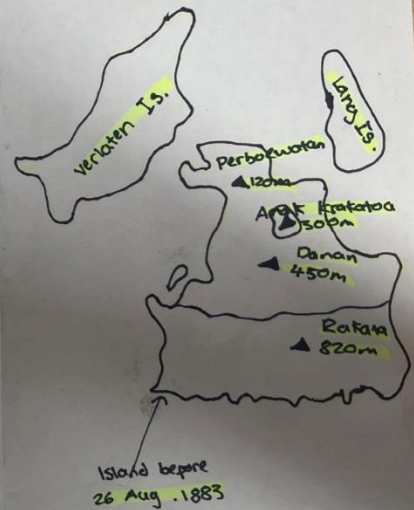
WAS IT THE LOUDEST SOUND ON EARTH?

Yes - it is the loudest sound in recorded history

WAS IT THE WORST EXPLOSION?

It was only the second biggest eruption in the 1800s.

WHERE IS IT?



- PRIMARY EFFECTS -

- As the volcano erupts, molten rock called lava streams from the volcano, causing extreme amounts of damage to habitats and property.
- Flows of super-heated gas and ash are formed. These are called pyroclastic flows. They can travel at hundreds of kilometres per hour.
- Ash fall can land on roofs of houses and buildings causing them to collapse.

They occur either at the unstable boundaries of tectonic plates or where the crust is thin or where there is a particularly hot spot in the mantle.

- FACTS -

A volcano is an opening in the earth's crust. In the opening, ash, magma and gases escape. Volcanic eruptions are very hazardous to humans and the environment.

Even 1 eruption can cause a variety of effects. They can be classed as primary or secondary effects. Primary effects can be caused by the volcanic eruption but secondary effects can be caused by the primary effects.

IMMEDIATE RESPONSES


- Evacuating residents
- Setting up exclusion zones (areas where people are not allowed to go). This can reduce the number of deaths.
- Providing medical care to those who are injured.

LONG-TERM RESPONSES

- Rebuild of and damaged buildings must take place.
- Resettling people after the eruption, (building new houses or moving people to a whole new location).
- Installing monitoring equipment.

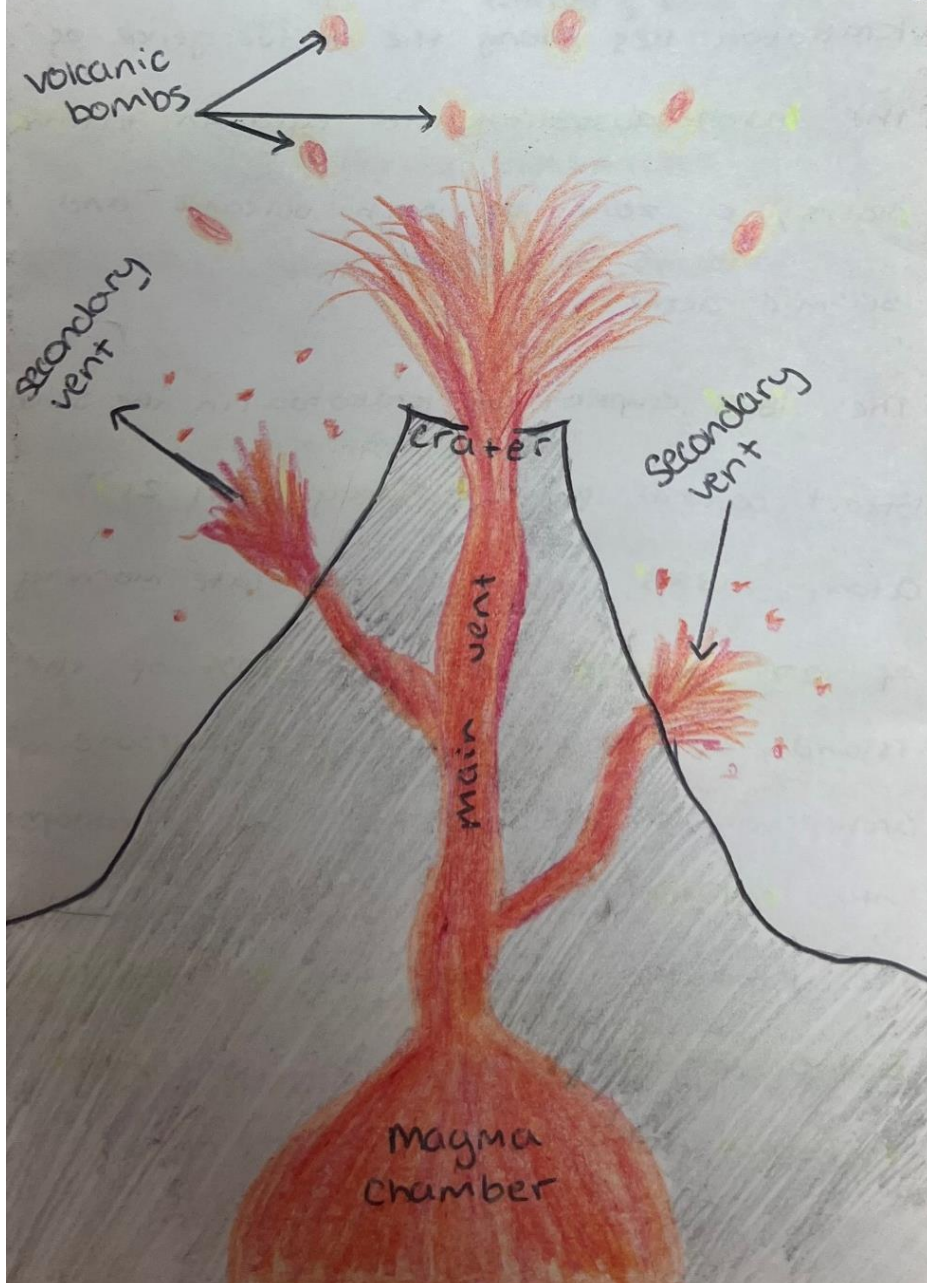
- SECONDARY EFFECTS -

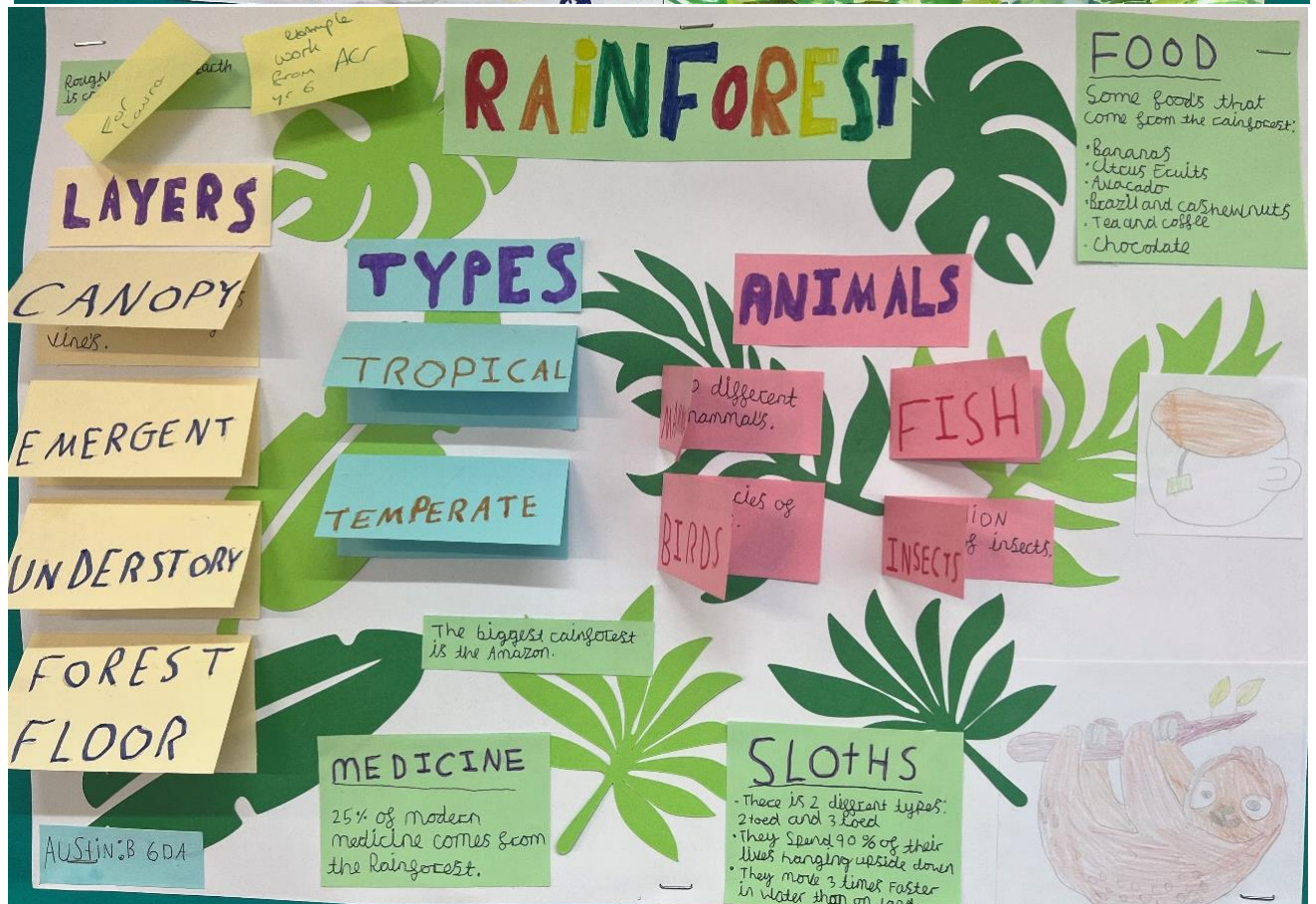
- The eruptions can lead to climate change. Ash from volcanoes reflect the sun's energy which can lead to cooling. Carbon dioxide can also be released and can contribute to global warming.
- Solidified lava flows can make roads become blocked and difficult to travel around.
- Even after all the negatives, ash from volcanoes can act as fertiliser for soils which is a positive impact.



KRAKATOA VOLCANO

~~Kat~~ Krakatoa, volcano on Rakata Island in the Sunda Strait between Java and Sumatra, Indonesia. Its eruption in 1883 was one of the most catastrophic in history.





7TB Form Challenge

7TB Form Challenge

Back in September we were set challenges to complete as a form group. 7TB's challenge was to 'visit elderly relatives. As well as visiting our own relatives, we wanted to take the challenge a step further. On the morning of Thursday 24th October, 9 members of the form spent some time at Sharnbrook Care home. We were made to feel incredibly welcome and spent the first hour joining in with the residents' music and movement session. With a Beach Boys album playing in the background, students played lots of games which encouraged residents to exercise their upper bodies. In the second part of the session, we all played hangman to exercise the mind. It was incredibly rewarding to see the collaboration and conversations happening between the students and the residents.



In the second hour, we were treated to some refreshments and a tour of the care home. Our tour guides showed us the communal areas, bedrooms and garden rooms, as well as the incredible grounds and lake. We were accompanied on our tour by the resident cat, Rose, who had lots of fun chasing the falling autumn leaves. Students were able to ask questions about the operations of the care home and met lots of residents and members of staff on the way.

It was amazing to witness the smiles on the faces of both the Sharnbrook residents and students throughout the morning. It was clear that our visit was beneficial to all involved and Sharnbrook have kindly invited us back in the future, with the request of musical visit at Christmas to sing some carols. The students involved in the visit were incredible representatives of Holywell and

I hope this is a community link we can continue to foster into the future.

The final step to completing our challenge was to hold a Halloween themed bake sale to raise money for the charity Age UK. Thanks to the generous donations of cakes, doughnuts, cookies and desserts we were able to raise a fantastic £110.

Miss Brumsden – 7TB Form Tutor



News from the Maths Department!

I am pleased to announce that, once again, we have some Holywell students taking part in the National Cipher Challenge. This is only the third time we have entered the competition, so am very pleased that, following an invitation to enter, so many students have put themselves forward, bravely 'taking those steps', and accepting this very difficult challenge. We currently have eight teams of students registered compared to only three or four previously.

The National Cipher Challenge has been run by the University of Southampton Mathematics Department since 2002 and since then has attracted a number of fans. These include two Foreign Secretaries; the media scientists Adam Hart-Davis and Simon Singh among others. Many past competitors have gone on to careers in cyber security and others have followed other paths using the mathematics and other skills they learned tackling the fiendish challenges.

These last few weeks, teams of Year 6, 7 and 8 pupils have been preparing for the challenge using resources in their lunch and home time to teach themselves decryption methods and have started to decipher passages written in code. There are ten weekly challenges in total. The first was released on the 10th October, and they are now on their third, having successfully completed the first two challenges.

A particular thanks go to Jacob, Skye, Dylan and Gino, some of our Year 8 maths mentors, for giving up their time helping to prepare some of these resources, and also the team captains for taking the responsibility of setting up their teams, submitting their solutions, and meeting the challenge deadlines.

It was said by Niels Ferguson, one of the leading cryptographers of his generation, that cryptography was "just about the most fun you can have with mathematics". We agree with that sentiment and, with a little encouragement, hope that the Cipher Challenge will convince some of our students too.

We wish all those involved every success in this new endeavour and look forward to updating you later in the year.

Ms Mollis



If your child is away from School

**A telephone call, email or WEDUC notification
is required on the
first day of absence, before 8.30 am**

Thank you

Attendance and Holidays in Term Time



Parents / Carers should be aware that under current government guidelines **we can NOT give permission for any holiday in term time.** Holidays will be classed as **unauthorised absence** for your child. There may, however, be events that a student takes part in out of school which require him / her to miss a school day – we will continue to consider that sort of request. However, it is clear that the government and external authorities will want a very persuasive argument for us to be allowed to record any absence as a permitted time out of school. **No leave will be authorised during the first two weeks of the school year or during exam periods.**

Parents/carers wishing to apply for leave of absence are required to fill in a **Leave of Absence Application Form** in advance and before making any travel arrangements (available from the school office and to download from the school website). We always take a reasonable, supportive approach to requests (especially with regard to fines) however, taking ‘the odd day’ here and there can have a HUGE impact on learning.

CLOSURE DAY

We remind parents that Holywell School re-opens after half term on **Monday 4th November (THIS IS NOT A TRAINING DAY).**

Holywell School will have a **Closure Day** on **Friday 29th November.**

All term dates, including closure days, are listed at the back of this newsletter.



“Reach More Parents” by WEDUC Communications from School

Please note that we use “Reach More Parents” by WEDUC to communicate with families. **We STRONGLY RECOMMEND that at least one parent / carer downloads the WEDUC app.** We will be further developing our use of this app during the school year to communicate achievements, attendance and behaviour issues.

If parents/carers need an enrolment code, please email Miss Watson on awatson@hollywellschool.co.uk who will be able to supply one. Thank you.

Emergency Contact Details

Please remember to inform the school office of any changes to your address or contact telephone numbers (even temporary changes).

This is important, as it enables us to reach you in case of emergency. Thank you.



Payment for Uniform, Trips and Sundries

Please note that we are now a cash-free school and request that payments are made online whenever possible, with the link on our website.

Tucasi (Scopay.com) For payment of the following:

- Ordering School ties / blazer badges
- Trips
- Lost or damaged library books



If you have not previously logged in to Tucasi you will need an access code from the school. Please email finance@holywellschool.co.uk for this code.

If you are unable to pay online we have the facility to pay by credit/debit card in person at the school office or via telephone.

Parent Pay (Payment for tuck/school dinners)

Please remember to check your child's Parent Pay account balance regularly. You can set up to receive a reminder email when the account credit goes below a certain level. To do this log in to your parent pay account>communication>alert settings>balance alerts> under threshold set an amount and tick email alert. Once the credit goes below this level you will receive an email reminder to top up the balance.

For queries with regards to Parent Pay please email: school@holywellschool.co.uk

For web pages for the above please go to <https://holywellschool.co.uk/Parents>online payments>.

ABSOLUTELY NO NUTS OR NUT PRODUCTS IN SCHOOL



Could everyone please be aware that we have several children and members of staff with **severe nut allergies**.

If your child comes to school with a packed lunch, or just brings in snacks for break time, **please ensure that nuts are not included** in any shape or form (including Nutella or Peanut Butter). Your co-operation in keeping everyone safe at Holywell is greatly appreciated.

For those students having school dinners, please ensure you have completed their 'Special Dietary Allergy/Medical Meal Request Form', available from the Kitchen.

Breakfast Club

Breakfast club runs from **8.00am** to **8.45am** in term time,
for just **£2.00** per day.



If your child would like to attend on a regular basis, please email the school.
We serve limited food, which can be purchased via your child's ParentPay account.

email: school@holywellschool.co.uk

We look forward to seeing you there.

Breakfast Club Team

Essential Equipment


We currently stock essential stationery items in the School Office.

Students may purchase a **pencil case** which contains the following items: **Handwriting pen, pencil, green, red and blue pens, dry-wipe pen and a 15cm ruler** for **£2.50** (see photo).

Stationery items are also available to buy individually. (Empty pencil case £1, other items 10p – 50p each).



Once these supplies are gone, we will no longer be supplying them.



Book Fair

We will be hosting a **Scholastic Book Fair** at Holywell
from **13 – 20 November** for one week

There will be a wide range of books suitable for all students with an opportunity to view them during the week. The Book Fair will also be open to all children at lunchtimes. The usual reservation and order arrangements will apply.

We will be selling a selection of Children in Need items after half term in the Library (all proceeds to Children in Need)

Uniform

In our recent Update Letter, we reminded everyone about the need for smart uniform in line with school policy. Please remember the following:

- Label all items of uniform (If it's labelled, we can return it to its rightful owner).
- Skirts must be plain grey, pleated skirt and knee-length
- PE shorts must be black and between mid-to-knee-length; tight 'pant'-style shorts are not acceptable for school and students will be asked to replace these if worn (we will have some emergency supplies in school)
- Shoes should be black (No boots, trainers or heels higher than 4cm); just because a shop/retailer labels a pair of shoes as 'school shoes' does not automatically mean that these are the correct shoes for Holywell. We ask that shoes are shoes (!) ie. made of strong material (usually leather) with a stiff sole and a heel. Please see the updated images below of what is expected (NB. this is not an exhaustive list but it indicates the general styles).

Acceptable shoe styles



Unacceptable shoe styles



NB> Nike Air-Force Ones or any other sports branded footwear or non-branded trainer style are not acceptable footwear



After half-term, students with incorrect footwear will be provided with an alternative to wear in school until this is remedied. The weather after half-term will also necessitate a stronger and more robust shoe being worn.



Holywell Safeguarding Newsletter

MEET THE TEAM

October 2024
Issue: 2



**Mrs Stewart-
McAlpine**
Deputy Head & DSL



Mrs Johnson
Family Support / Deputy DSL



Miss Collins
Student Support /
Assistant DSL

Welcome to our Safeguarding Newsletter.

We are hopeful you will find it useful.

The Safety and Wellbeing of our students are a priority to us!

We hope that we can connect you

to local and national support, if you need it for you and your families.

Our focus this edition of our newsletter is providing information to support children with anxiety.

There are many website available, we have detailed information on a couple of websites that we hope will prove useful!

If you have a topic you would like us to cover, or you are in need of support, information or advice, please do not hesitate to reach out to one of the team!

http://



Useful Websites



Lumi Nova: Tales of Courage
A therapeutic digital intervention (game)
for childhood anxiety:
For 7-12 year olds (facing difficulties with
anxiety)

YoungMinds
YoungMinds are a mental health charity
for children,
young people and their parents



YOUNGMINDS

Website addresses

<https://luminova.app/>
www.youngminds.org.uk



Holywell Support this Half Term



At Holywell we have been fortunate in accessing some wellbeing support for our students from outside agencies both one-to-one and in small groups.

Holywell are currently working with an amazing accredited wellbeing and boxing coach - this half-term we were able to offer an intervention for a group of our Year 7's.



CHUMS (a local organisation) has been in to support a group of our Year 6 students with a music-based wellbeing intervention via their ENCORE program.



Holywell have also been able to secure a sport-based wellbeing group with the Northampton Saints Foundation - we were able to offer this intervention to a group of our Year 8 students this half-term.

Holywell School is now LIVE across Social Media Pages



@HolywellCoE



Holywell School
Bedfordshire



@Holywellcoe



Please like/follow to receive updates



www.holywellschool.co.uk

HOLYWELL SCHOOL – DIARY DATES

AUTUMN TERM 2024

Half Term – Monday 28th October to Friday 1st November

Closure Day – Friday 29th November

End of Term – Friday 20th December



SPRING TERM 2025

Closure Day – Monday 6th January

Term Begins – Tuesday 7th January

Half Term – Monday 17th February to Friday 21st February

End of Term – Friday 4th April

SUMMER TERM 2025

Closure Day – Tuesday 22nd April

Term Begins – Wednesday 23rd April

May Day – Monday 5th May

Half Term – Monday 26th May to Friday 30th May

End of Term – Tuesday 22nd July

Please note that dates may differ from other schools

SUMMER TERM TEST DATES 2025



**Year 6 Students
Key Stage 2 SATs
Monday 12th May - Thursday 15th May 2025**

PLEASE DO NOT BOOK HOLIDAYS AT THIS TIME